

NATIONAL POWER CORPORATION

5S AUDIT INSPECTION RESULT RADAR CHART (2nd HALF 2019)


	SORT	SYSTEMATIZE	SWEEP	STANDARDIZE	SUSTAIN	AVERAGE	
GROUND FLOOR							
INFORMATION AND TECHNOLOGY SERVICES DEPARTMENT	8	10	7	10	10	8.83	
GENERAL SERVICES DEPARTMENT	10	8	3	10	3	6.71	
LOGISTICS DEPARTMENT	8	8	4	3	10	6.66	
CASHIER	10	10	6	10	10	9.20	
PGEA	10	10	8	10	10	9.60	3rd
SECOND FLOOR							
PROVIDENT & WELFARE FUND	10	10	8	10	10	9.60	3rd
CORPORATE AFFAIRS GROUP (STRATEGIC PLANNING & PERFORMANCE DIVISION)	8	10	4	7	8	7.22	
CORPORATE AFFAIRS GROUP (CORPORATE COMMUNICATIONS DIVISION)	8	10	4	10	8	7.89	
REVENUE MANAGEMENT DEPARTMENT	8	9	4	7	8	7.07	
CHORALE ROOM	10	10	9	10	10	9.80	1st
SMALL POWER UTILITIES GROUP	8	8	3	7	5	6.19	
RESOURCE MANAGEMENT SERVICE	10	10	8	10	10	9.60	3rd
OFFICE OF THE CORPORATE SECRETARY	10	9	6	10	10	8.97	
MINGEN	10	10	10	7	10	9.40	
OFFICE OF THE PRESIDENT	10	9	9	10	10	9.55	
THIRD FLOOR							
FINANCIAL PLANNING BUDGET & PROGRAM REVIEW DEPARTMENT	10	10	8	10	10	9.60	3rd
PROJECT MANAGEMENT DEPARTMENT	8	8	4	7	8	6.91	
TREASURY DEPARTMENT	10	9	7	10	10	9.28	
CONTROLLERS DEPARTMENT	10	10	6	10	10	9.20	
ENVIRONMENTAL MANAGEMENT DEPARTMENT	8	9	6	10	8	7.96	
HUMAN RESOURCES DEPARTMENT	8	9	4	10	10	8.25	
ENERGY SERVICES DEPARTMENT	8	8	7	7	8	7.36	
DAMS MANAGEMENT DEPARTMENT	8	9	4	10	8	7.74	
DESIGN AND DEVELOPMENT DEPARTMENT	8	8	4	7	8	6.76	
WATERSHED MANAGEMENT DEPARTMENT	8	8	4	7	8	6.91	
COMMISSION ON AUDIT	8	8	6	3	8	6.47	
INTERNAL AUDIT DEPARTMENT	10	10	8	10	10	9.60	3rd
FOURTH FLOOR							
OFFICE OF THE LEGAL COUNSEL	10	9	9	10	10	9.66	2nd
OTHERS							
SAVINGS AND LOAD ASSOCIATION	10	10	7	3	8	7.50	
NPC-EMPC	10	10	4	3	8	7.06	
COMPLIANCE %							
	8.79	9.30	6.17	8.40	8.62		
	87.93	93.04	61.69	84.02	86.21		

Legend: 1st - Outstanding

2nd - Very Satisfactory

3rd - Satisfactory

Prepared by:


R. DORMIDO Jr.
5S Monitoring Team


NATIONAL POWER CORPORATION

SS AUDIT INSPECTION RESULT RADAR CHART (1ST HALF 2019)

	SORT	SYSTEMATIZE	SWEEP	STANDARDIZE	SUSTAIN	AVERAGE		
GROUND FLOOR								
INFORMATION AND TECHNOLOGY SERVICES DEPARTMENT	10	9	7	7	10	8.60	1st	
CLINIC	10	9	10	10	10	9.80		
GENERAL SERVICES DEPARTMENT	5	8	4	10	0	5.40		
LOGISTICS DEPARTMENT	5	9	6	3	10	6.60		
PGEA	10	10	8	10	10	9.60	2nd	
SECOND FLOOR								
PROVIDENT & WELFARE FUND	10	10	7	10	10	9.40	3rd	
CORPORATE AFFAIRS GROUP (STRATEGIC PLANNING & PERFORMANCE DIVISION)	8	10	6	7	10	8.20	2nd	
CORPORATE AFFAIRS GROUP (CORPORATE COMMUNICATIONS DIVISION)	8	9	7	10	10	8.80		
REVENUE MANAGEMENT DEPARTMENT	8	9	6	10	10	8.60		
CHORALE ROOM	10	10	8	10	7	9.00		
OFFICE OF THE SENIOR DEPARTMENT MANAGER FINANCE	10	10	8	10	10	9.60	2nd	
SMALL POWER UTILITIES GROUP	8	9	5	7	10	7.80		
OFFICE OF THE PRESIDENT	10	10	8	10	10	9.60	2nd	
THIRD FLOOR								
FINANCIAL PLANNING BUDGET & PROGRAM REVIEW DEPARTMENT	10	10	8	10	10	9.60	2nd	
PROJECT MANAGEMENT DEPARTMENT	8	8	4	7	10	7.40	3rd	
TREASURY DEPARTMENT	10	10	7	10	10	9.40		
CONTROLLERS DEPARTMENT	8	10	6	10	10	8.80		
ENVIRONMENTAL MANAGEMENT DEPARTMENT	10	9	7	7	10	8.60		
ENERGY SERVICES DEPARTMENT	8	9	7	10	10	8.80		
DAMS MANAGEMENT DEPARTMENT	8	9	6	10	10	8.60		
DESIGN AND DEVELOPMENT DEPARTMENT	8	8	5	10	10	8.20		
WATERSHED MANAGEMENT DEPARTMENT	8	9	5	7	10	7.80		
CORPORATE PLANNING DEPARTMENT	8	9	6	10	10	8.60		
COMMISSION ON AUDIT	8	9	6	3	10	7.20		
INTERNAL AUDIT DEPARTMENT	10	10	10	7	10	9.40		3rd
FOURTH FLOOR								
OFFICE OF THE LEGAL COUNSEL	8	9	7	7	10	8.20		
OTHERS								
SAVINGS AND LOAD ASSOCIATION	10	10	7	7	10	8.80		
NPC-EMPC	REFUSED TO BE AUDITED							
	8.67	9.30	6.70	8.48	9.52			
COMPLIANCE %	86.67	92.96	67.04	84.81	95.19			

Legend: 5 - Outstanding 4 - Very 3 - Satisfactory


Prepared by:


R. DORMIDO Jr.
SS Monitoring Team


**NATIONAL POWER CORPORATION
5S AUDIT 2019**

POWER ENGINEERING SERVICES (PES)

BEFORE



AFTER



**NATIONAL POWER CORPORATION
5S AUDIT 2019**

PROVIDENT & WELFARE FUND

BEFORE



AFTER

