

FY 2021 MONTHLY DISBURSEMENT PROGRAM
(In Thousand Pesos)


Department : Budgetary Support to Government Corporations
 Agency : National Power Corporation
 Operating Unit : N/A
 Organization Code (UACS) : 350160000000


Particulars	UACS CODE	Total Programs	Tax Rem (TRA)	Net Program	Full Year Requirement																	
					Quarter 1				Quarter 2				Quarter 3				Quarter 4				Full Year	
					Jan	Feb	March	Sub Total	April	May	June	Sub Total	July	Aug	Sept	Sub Total	Oct	Nov	Dec	Sub Total	Total	
1	2	3	4	5	6	7	8	9=6+7+8	10	11	12	13=10+11+12	14	15	16	17=14+15+16	18	19	20	21=18+19+20	22	
Part A																						
I. Notice Cash Allocation																						
A. Fiscal Year's (FY) Budget																						
New GAA																						
Comprehensive Release																						
Specific Budget of National Govt. Agencies (Programs and Locally Funded projects)																						
PS																						
MOOE																						
FinEx																						
CO																						
GOP Counter Part																						
PS																						
MOOE																						
FinEx																						
CO																						
Loan Proceeds																						
PS																						
MOOE																						
FinEx																						
CO																						
For Later Release																						
Specific Budget of National Govt. Agencies (Programs and Locally Funded projects)																						
PS																						
MOOE																						
FinEx						0	58,994	88,492	147,486	37,233	37,233	49,643	124,109	85,932	85,932	114,576	286,439	191,269	286,904	0	478,173	1,036,206
CO																						
GOP Counter Part																						
PS																						
MOOE																						
FinEx																						
CO																						
Loan Proceeds																						
PS																						
MOOE																						
FinEx																						
CO																						
Automatic Appropriation																						
RLIP (PS)																						
Special Account in the General Fund																						
PS																						
MOOE																						
FinEx																						
CO																						
Special Purpose Fund (Agency specific only)																						
PS																						
MOOE																						
CO																						
Total Program, FY 2021 Budget (Current)																						
PS																						
MOOE																						
FinEx						0	58,994	88,492	147,486	37,233	37,233	49,643	124,109	85,932	85,932	114,576	286,439	191,269	286,904	0	478,173	1,036,206
CO																						
B. Prior Year (PY) Obligation																						
Prior Year Accounts Payable																						
PS																						
MOOE						0	688,672	306,788	995,461	222,181	222,181	296,241	740,603	209,066	209,066	278,755	696,887	226,108	339,162	0	565,270	2,998,221


FY 2021 MONTHLY DISBURSEMENT PROGRAM
(In Thousand Pesos)

Department : Budgetary Support to Government Corporations
 Agency : National Power Corporation
 Operating Unit : N/A
 Organization Code (UACS) : 35016000000

Particulars	UACS CODE	Total Programs	Tax Rem (TRA)	Net Program	Full Year Requirement																		
					Quarter 1				Quarter 2				Quarter 3				Quarter 4				Full Year		
					Jan	Feb	March	Sub Total	April	May	June	Sub Total	July	Aug	Sept	Sub Total	Oct	Nov	Dec	Sub Total	Total		
1	2	3	4	5	6	7	8	9=6+7+8	10	11	12	13=10+11+12	14	15	16	17=14+15+16	18	19	20	21=18+19+20	22		
FinEx																							
CO																							
Not yet Due and Demandable Obligations																							
PS																							
MOOE																							
FinEx																							
CO																							
Total Program PY Obligation																							
PS																							
MOOE																							
FinEx					0	688,672	306,788	995,461	222,181	222,181	296,241	740,603	209,066	209,066	278,755	696,887	226,108	339,162	0	565,270	2,998,221		
CO																							
Program																							
PS					0	747,667	395,280	1,142,947	259,414	259,414	345,885	864,712	294,998	294,998	393,330	983,326	417,377	626,066	0	1,043,443	4,034,426		
MOOE																							
FinEx					0	747,667	395,280	1,142,947	259,414	259,414	345,885	864,712	294,998	294,998	393,330	983,326	417,377	626,066	0	1,043,443	4,034,426		
CO																							
II. Cash Disbursement Ceiling(for DFA and DOLE only), FY Budget																							
PS																							
MOOE																							
FinEx																							
CO																							
II. Non-Cash Availment Authority																							
PS																							
MOOE																							
FinEx																							
CO																							
IV. TAX REMITTANCE ADVICE																							
PS																							
MOOE																							
FinEx																							
CO																							
V. OTHERS																							
Part B																							
Major Prorgams/Projects		1,036,206	1,036,206																				
KRA No. 3 - RAPID, INCLUSIVE AND SUSTAINED ECONOMIC GROWTH		1,036,206	1,036,206																				
Operations	300000000	1,036,206	1,036,206																				
MFO 1: SUPPLY OF ELECTRICITY IN	301000000	1,036,206	1,036,206																				

Prepared By: 
 JENALYN AUREA S. TINONAS
 Department Manager, FPBPRD
 Date:

Reviewed By: 
 ALEXANDER P. JAPON
 Vice-President, Administration & Finance
 Date:

Approved By: 
 PIO J. BENAVIDEZ
 President & CEO
 Date:

FY 2021 MONTHLY DISBURSEMENT PROGRAM

Revised as of January 21, 2021 (In Thousand Pesos)

Department/GOCC	Program																		
	JAN	FEB	MAR	1ST QTR	APR	MAY	JUN	2ND QTR	JUL	AUG	SEPT	3RD QTR	OCT	NOV	DEC	4TH QTR	TOTAL		
NATIONAL POWER CORPORATION																			
GRAND TOTAL	0	747,667	395,280	1,142,947	259,414	259,414	0	345,885	0	864,712	294,998	294,998	393,330	983,326	417,377	626,066	0	1,043,443	4,034,426
A. PRIOR YEAR'S ACCOUNT PAYABLE 2014, 2015, 2016 & 2017	0	688,672	306,788	995,461	222,181	222,181	0	296,241	0	740,603	209,066	209,066	278,755	696,887	226,108	339,162	0	565,270	2,998,220
1) FY 2014 SARO CAPEX (P2.000Bn)	0	10,637	10,637	21,274	0	0	0	0	0	0	0	0	0	0	0	0	0	0	21,274
a) PES & SPUG	0	10,637	10,637	21,274	0	0	0	0	0	0	0	0	0	0	0	0	0	0	21,274
2) FY 2015 SARO CAPEX (P2.000Bn)	0	9,738	9,738	19,476	0	0	0	0	0	0	0	0	0	0	0	0	0	0	19,476
a) PES & SPUG	0	9,738	9,738	19,476	0	0	0	0	0	0	0	0	0	0	0	0	0	0	19,476
3) FY 2016 SARO CAPEX (P2.017Bn)	0	94,566	40,528	135,094	27,697	27,697	0	36,929	0	92,322	23,740	23,740	31,653	79,133	21,102	31,653	0	0	359,305
a) PES & SPUG	0	94,566	40,528	135,094	27,697	27,697	0	36,929	0	92,322	23,740	23,740	31,653	79,133	21,102	31,653	0	0	359,305
4) FY 2017 SARO CAPEX (P2.792Bn)	0	178,161	76,355	254,516	42,543	42,543	0	56,724	0	141,810	23,740	23,740	31,653	79,133	21,102	31,653	0	52,756	528,214
a) Transmission Line	0	89,679	38,434	128,113	14,846	14,846	0	19,795	0	49,488	0	0	0	0	0	0	0	0	177,601
b) Capacity Addition	0	88,482	37,921	126,403	27,697	27,697	0	36,929	0	92,322	23,740	23,740	31,653	79,133	21,102	31,653	0	52,756	350,613
5) FY 2018 SARO CAPEX (P2.081Bn)	0	143,005	61,288	204,294	46,528	46,528	0	62,037	0	155,092	31,041	31,041	41,388	103,470	29,282	43,923	0	73,206	536,061
a) Transmission Line	0	58,569	25,101	83,671	12,495	12,495	0	16,661	0	41,651	0	0	0	0	0	0	0	0	125,322
b) Capacity Addition	0	84,436	36,187	120,623	34,032	34,032	0	45,376	0	113,441	31,041	31,041	41,388	103,470	29,282	43,923	0	73,206	410,739
6) FY 2019 SARO(1.023B) CAPEX (P1.023Bn)	0	51,062	21,884	72,946	45,195	45,195	0	60,260	0	150,651	66,726	66,726	88,969	222,421	60,987	91,480	0	152,467	598,485
a) Transmission Line	0	0	0	0	11,303	11,303	0	15,070	0	37,676	37,676	37,676	50,234	125,585	35,164	52,746	0	87,910	251,170
b) Capacity Addition	0	51,062	21,884	72,946	33,893	33,893	0	45,190	0	112,976	29,051	29,051	38,735	96,836	25,823	38,735	0	64,558	347,315
7) FY 2020 SARO(1.021B) CAPEX (P1.021Bn)	0	201,502	86,358	287,861	60,218	60,218	0	80,291	0	200,728	63,819	63,819	85,092	212,729	93,635	140,452	0	234,086	935,404
a) Transmission Line	0	18,153	7,780	25,933	3,991	3,991	0	5,321	0	13,302	0	0	0	0	32,718	49,078	0	81,796	121,031
b) Capacity Addition	0	183,349	78,578	261,927	56,228	56,228	0	74,970	0	187,426	63,819	63,819	85,092	212,729	60,916	91,374	0	152,290	814,373
B. CURRENT YEAR'S CAPEX (P1.046Bn)	0	58,994	88,492	147,486	37,233	37,233	0	49,643	0	124,109	85,932	85,932	114,576	286,439	191,269	286,904	0	478,173	1,036,206
a) Capacity Addition	0	58,994	88,492	147,486	37,233	37,233	0	49,643	0	124,109	85,932	85,932	114,576	286,439	191,269	286,904	0	478,173	1,036,206